

TIRAMISU leveling system




MODO DE USO/ HOW TO USE/ UTILISATION


1. COLOCAR LAS CRUCETAS
PUT THE CROSSES
POSE DES CROISILLONS




2. ENROSCAR LA MANOPLA
SCREW THE CAP
VISSAGE DES NIVELEURS



3. DESENROSCAR LA MANOPLA
UNSCREW THE CAP
DÉVISSAGE DES NIVELEURS



4. ROMPE LAS CRUCETAS A FAVOR DE LA JUNTA
BREAK THE CROSS TOWARD JOINT DIRECTION
CASSEZ LES LANGUETTES DES TIRAMISU



PRÁCTICO, FÁCIL Y RÁPIDO

LA MANOPLA QUE SE ENROSCA SOBRE LA CRUCETA,
AUTONIVELA Y FIJA LOS AZULEJOS.
UTILIZANDO EL SISTEMA TIRAMISU LA COLOCACIÓN ES...PERFECTA

EASY, SIMPLE AND QUICK

CAP WITH SCREW ON PIECE IS PERFECT FOR,
LEVELING AND FIXING TILES.
USING THE TIRAMISU SYSTEM, THE TILING BECOMES...PERFECT

PRATIQUE, FACILE ET RAPIDE

LE NIVELEUR SE VISSÉ SUR LES CROISILLONS,
NIVELLE ET FIXE LES CARREAUX.
EN UTILISANT LE TIRAMISU LA POSE DES CARREAUX EST...PARFAITE



EC-2013/A037



ACREDITADO POR ENAC



ACREDITADO POR ENAC



Polígono Pullman c/Hungría n°18
12006 Castellón - Spain
Tel.: +34 964 244 178 - Fax: +34 964 212 631
e-mail: cevica@cevica.es
www.cevica.es

MADE IN ITALY

REUTILIZABLES / REUSABLE / RÉUTILISABLES



MANOPLA SPEED

PARA ESPESORES DE 3 A 18 MM / FOR THICKNESS BETWEEN 3 TO 18 MM / POUR CARREAUX DE 3 Á 18 MM

ref.	packing	u / m
● MNSP31605 (ON STOCK)	set de 2 bolsas (total 150 manoplas) / 2 bags set (total 150 caps) / Jeu de 2 sachet / total 150 niveleurs	set/set/sachet



MANOPLA NEGRA

PARA ESPESORES DE 2 A 12 MM / FOR THICKNESS BETWEEN 2 TO 12 MM / POUR CARREAUX DE 2 Á 12 MM

ref.	packing	u / m
● BRU160 (ON STOCK)	2 cubos con 150 manoplas / 2 buckets with 150 pieces with cap / 2 sceaux de 150 pièces	cubo/bucket/sceau
● MN1601 (ON STOCK)	caja con 150 manoplas / box with 150 pieces with cap / boîte de 150 pièces	caja/box/boîte
● MN1606 / MN16012 (ON DEMAND)	600 / 1200 pz.	pz



MANOPLA BLANCA

PARA ESPESORES DE 12 A 20 MM / FOR THICKNESS BETWEEN 12 TO 20 MM / POUR CARREAUX DE 12 Á 20 MM

ref.	packing	u / m
● BRU160A (ON STOCK)	2 cubos con 150 manoplas / 2 buckets with 150 pieces with cap / 2 sceaux de 150 pièces	cubo/bucket/sceau
● MG160A1 (ON DEMAND)	caja con 150 manoplas / box with 150 pieces with cap / boîte de 150 pièces	caja/box/boîte
● MG160A6 / MG160A12 (ON DEMAND)	caja 600-1200 manoplas / box with 600 - 1200 pieces with cap / boîte de 600 - 1200 pièces	pz



MANOPLA TRANSPARENTE

PARA ESPESORES DE 2 A 12 MM / FOR THICKNESS BETWEEN 2 TO 12 MM / POUR CARREAUX DE 2 Á 12 MM

ref.	packing	u / m
● BRU160T (ON STOCK)	2 cubos con 150 manoplas transparentes / 2 buckets with 150 pieces with cap / 2 sceaux de 150 pièces	cubo/bucket/sceau
● MT160T6 / MT160T12 (ON DEMAND)	caja 600 / 1200 manoplas / box with 600 - 1200 pieces with cap / boîte de 600 - 1200 pièces	pz



RONDELLA

ESCUDO DE PROTECCIÓN PARA PAVIMENTO DELICADO / PROTECTIVE SHIELD FOR DELICATE FLOORS / RONDELLE DE PROTECTION POUR SOLS DÉLICATS

ref.	packing	u / m
● RONDELLA75 (ON STOCK)	bolsa con 75 pz / bag with 75 pieces / sachet de 75 pièces	pz



DRIVER

PARA TRABAJAR CON MANOPLA 160-A-T / TO WORK WITH CAP 160-A-T / POUR TRAVAILLER AVEC LES NIVELEURS 160-A-T

ref.	packing	u / m
● MNDR31584 (ON DEMAND)	caja con 12 piezas / box with 12 pieces / boîte de 12 pièces	caja/box/boîte

- * 1. Se engancha a la manopla con una ligera presión / It clings to the caps by a slight pressure / La rondelle s'accouple au niveleur par une légère pression.
- 2. Tiene la función de un cojinete que reduce la fricción y evita el rallado superficial / Operates as a cushion that reduces friction and prevents surface scratching / Fonctionne comme un coussin qui réduit le frottement et évite le rayement superficiel.
- 3. Evita la apertura de la junta en el apriete / Avoids the joint opening during the tightening / Evite l'ouverture du joint lors de la pression.
- 4. Permite apretar mucho más / It allows to tighten much stronger / Permet de serrer beaucoup plus fort.

CONSUMIBLES / SINGLE USE / 1 SEUL USAGE



BRU161



BRU161A



STANDARD 2



STANDARD 3



STANDARD 4



BRU MAXI



BRU162



BRU164



BRU166



BRU163



BRU165



BRU167

STANDARD

ref.	junta/joint	h/max	packing	u / m
BRU161 (ON STOCK)	1.6 mm	20 mm	250 pz	bolsa/bag/sachet
BRU161A (ON STOCK)	1.0 mm	20 mm	250 pz	bolsa/bag/sachet
STANDARD2 (ON STOCK)	2.0 mm	20 mm	250 pz	bolsa/bag/sachet
STANDARD3 (ON STOCK)	3.0 mm	20 mm	250 pz	bolsa/bag/sachet
STANDARD4 (ON STOCK)	4.0 mm	20 mm	250 pz	bolsa/bag/sachet
BRU MAXI (ON STOCK)	1.0 mm	25 mm	200 pz	bolsa/bag/sachet


T

ref.	junta/joint	h/max	packing	u / m
BRU162 (ON STOCK)	2.0 mm	20 mm	250 pz	bolsa/bag/sachet
BRU164 (ON STOCK)	3.0 mm	20 mm	250 pz	bolsa/bag/sachet
BRU166 (ON STOCK)	4.0 mm	20 mm	250 pz	bolsa/bag/sachet

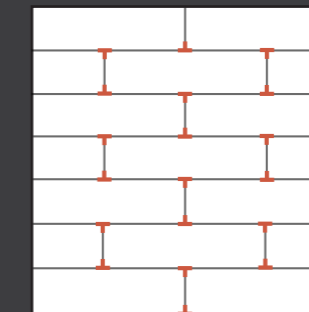
+

ref.	junta/joint	h/max	packing	u / m
BRU163 (ON STOCK)	2.0 mm	20 mm	250 pz	bolsa/bag/sachet
BRU165 (ON STOCK)	3.0 mm	20 mm	250 pz	bolsa/bag/sachet
BRU167 (ON STOCK)	4.0 mm	20 mm	250 pz	bolsa/bag/sachet


COLOCACIÓN / PLACEMENT



+ 1 cruceta por azulejo.
1 cross by tile.
1 tiramisú / Carreau.



T 2 crucetas por azulejo.
2 cross by tile.
2 tiramisú / Carreau.



STANDARD
4 crucetas por azulejo. Para grandes formatos se necesitarán más.
4 cross by tile. For large formats it will take more.
4 tiramisú / Carreau.